


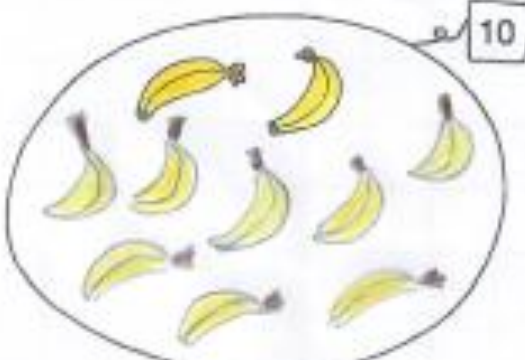
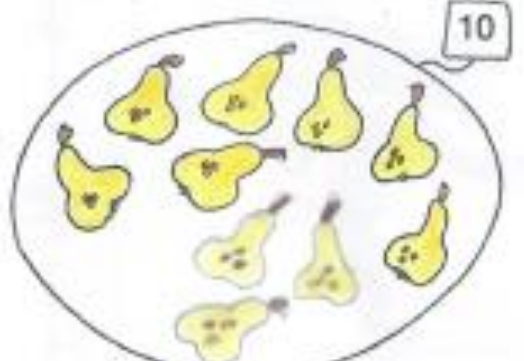



Buongiorno a tutti bimbi ..... e ben ritrovati

Come prima cosa vi lascio le correzioni dei lavori che vi avevo lasciato

ORA PROVO DA SOLO

LA FORMAZIONE DEL NUMERO 10

✧ Completa gli insiemi.


 $5 + 5 = 10$	 $2 + 8 = 10$
 $7 + 3 = 10$	 $6 + 4 = 10$
 $8 + 2 = 10$	 $9 + 1 = 10$

# COMPITO PER 12 MAGGIO

ARITMETICA



## LA DECINA

✦ Disegna una decina di oggetti per ogni vagoncino. Segui le indicazioni.



# AMICI DEL 10

Completa le coppie di "amici del 10" e imparale a memoria.




# STAMATTINA, INSIEME, ANDIAMO A CONOSCERE I NUMERI CHE VENGONO DOPO IL 10



a) Prendete il quaderno e scrivete la DATA

b) Ricopiate il titolo con il rosso e poi incollate la scheda.

**(VEDI VIDEO)**


**1** Osserva, leggi, completa e spiega a voce.





	
<b>1</b>	<b>0</b>
<b>DIECI</b>	

**1** decina di mele nella cassetta e **0** mele fuori dalla cassetta.


---





	
<b>1</b>	
<b>UNDICI</b>	


**1** decina di mele nella cassetta e **1** mela fuori dalla cassetta.



---



	
<b>1</b>	
<b>DODICI</b>	


**1** decina di mele nella cassetta e .... mele fuori dalla cassetta.





	
<b>1</b>	
<b>TRE</b> .....	

**1** decina di mele nella cassetta e .... mele fuori dalla cassetta.


---





	
<b>1</b>	
<b>QUATTOR</b> .....	

**1** decina di mele nella cassetta e .... mele fuori dalla cassetta.


---





	
<b>1</b>	
<b>QUIN</b> .....	


**1** decina di mele nella cassetta e .... mele fuori dalla cassetta.

---



	
<b>1</b>	
<b>SE</b> .....	


**1** decina di mele nella cassetta e .... mele fuori dalla cassetta.




	
<b>1</b>	
<b>DICIAS</b> .....	

**1** decina di mele nella cassetta e .... mele fuori dalla cassetta.


---





	
<b>1</b>	
<b>DICI</b> .....	

**1** decina di mele nella cassetta e .... mele fuori dalla cassetta.


---





	
<b>1</b>	
<b>DICIAN</b> .....	

**1** decina di mele nella cassetta e .... mele fuori dalla cassetta.

---



	
<b>2</b>	<b>0</b>
<b>VENTI</b>	

**2** decine di mele nella cassetta e .... mele fuori dalla cassetta.

c) **COMPITO PER 15 MAGGIO**


Dopo aver compreso bene il lavoro fatto insieme provate a lavorare con i numeri dopo il 10 completando le 2 schede che seguono

Osserva: ogni volta colora di arancione il regolo che rappresenta la decina, completa l'operazione, la parola e con i colori la tabella



$10 + 0 = 10 \longrightarrow$  DIECI

da	u
1	0



$10 + 1 = 11 \longrightarrow$  UNDICI

da	u
.....	.....



$10 + 2 = \dots \longrightarrow \dots$

da	u
.....	.....



$10 + 3 = \dots \longrightarrow \dots$

da	u
.....	.....



$10 + 4 = \dots \longrightarrow \dots$

da	u
.....	.....



$10 + 5 = \dots \longrightarrow \dots$

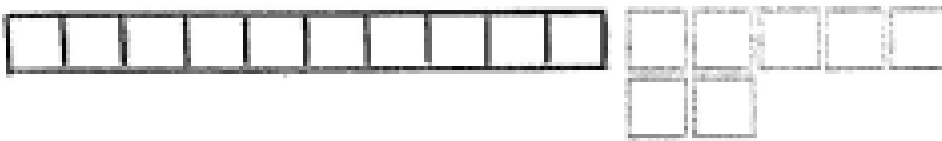
da	u
.....	.....

Osserva: ogni volta colora di arancione il regolo che rappresenta la decina, completa l'operazione, la parola e con i colori la tabella



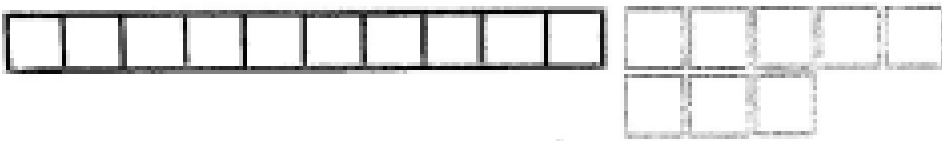
..... + ..... = ..... → .....

da	u
1	6




..... + ..... = ..... → .....

da	u
.....	.....




..... + ..... = ..... → .....

da	u
.....	.....



..... + ..... = ..... → .....

da	u
.....	.....



..... + ..... = ..... → .....

da	u
.....	.....

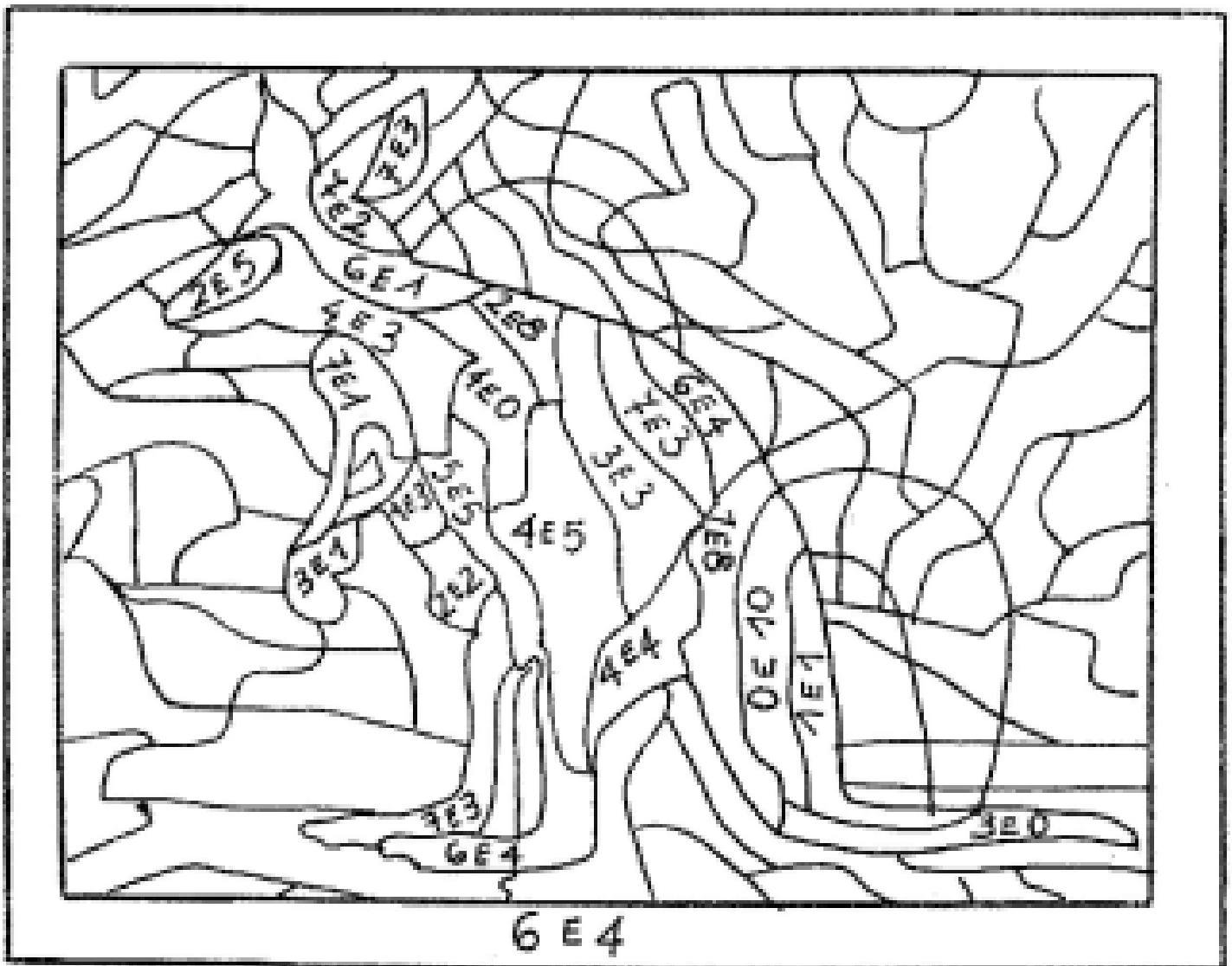


d) Per concludere ricopiate il titolo e colorate la scheda secondo le indicazioni.

**TIENI LA MENTE ALLENATA:  
CALCOLA E COLORA**

## PAZZI ANIMALI

COLORA GLI SPAZI CHE CONTENGONO I NUMERI AMICI "SPEZZATI"



Bimbi ora ci salutiamo e ci diamo appuntamento a venerdì  
Lavorate bene, mi raccomando

A presto!

M/a Silvia